



AUSTRALIAN PARACHUTE FEDERATION

Competition Rules

Canopy Piloting

VERSION 01-2025

Status: Mandatory

Warning

Parachuting and flying in parachuting aircraft can be dangerous.

Version Control

It is important that members refer to the current version of this document. Current Version number is shown on the front cover and in the below table.

Current versions of these rules and any associated documents can be found on the APF website. Significant changes made from the previous version are shown in Amendments.

These rules are based on the relevant International Skydiving Commission (ISC) competition rules. Variations from those rules are indicated by *italic text*.

CURRENT VERSION	RELEASE DATE
01-2025	28 August 2025

PREVIOUS VERSIONS	REPLACED BY
02-2024	01-2025
01-2024	02-2024
10-2023	01-2024
09-2021	10-2023


AMENDMENTS

VERSION	AMENDMENT DETAILS
01-2025	Incorporated 2025 ISC rule changes.
02-2024	Incorporated 2024 ISC rule changes.
01-2024	Re-numbered and updated to conform to ISC rules. Included annex.
10-2023	Taken from previous version of Sporting Code, separated into own document.

©2024 Australian Parachute Federation Ltd

For further information visit www.apf.com.au

This work is copyright. You may download, display, print and reproduce this material in unaltered form only (retaining this notice) for your personal, non-commercial use or use within your organisation.

<p>This document is offered as a free download to APF members. Alternatively, contact the APF Office for a paper copy at a cost of \$5.00</p>	
---	---

CONTENTS

1	APF Authority	5
2	ABBREVIATIONS, Definitions and phrases used in these rules	5
3	RULES SPECIFIC TO THE COMPETITION.....	6
3.1	Aims of the Competition.....	6
3.2	Program of Events	6
4	EVENT descriptions and objectives.....	7
4.1	Standard Competition Format Events	7
4.2	<i>Divisions</i>	7
4.3	<i>Qualifications</i>	7
4.4	<i>Qualifying Rounds</i>	7
5	GENERAL RULES	8
5.1	Wind Conditions and Indicators	8
5.2	Exit Altitude	8
5.3	Equipment and Weights	8
5.4	Official Practice Period.....	9
5.5	Jump Order and Exit Assignment.....	9
5.6	Safety Violations	9
5.7	Safety Issues	10
5.8	Equipment Control Problem.....	10
5.9	Rejumps Due to Equipment Problems.....	10
5.10	Rejumps related to Weather Conditions.....	10
5.11	Rejumps Due to Outside Interference.....	11
5.12	Rejumps Due to Technical Factors.....	11
5.13	Rejump Procedures.....	11
6	SCORING	11
6.1	Scoring in all Events	11
6.2	Scoring in Carved Speed	12
6.3	Scoring in Drag-Distance.....	12
6.4	Scoring in Zone Accuracy.....	13
6.5	Calculation of Points.....	13
7	JUDGING	13
7.1	Judges Panel	13

8	VIDEO CAMERAS	14
8.1	Use of Video Camera System.....	14
8.2	Video Review	14
8.3	Challenges.....	15
9	determination of champions	15
9.1	Event Champions:	15
9.2	Tie-breaks	15
9.3	Medals	16
	ANNEXE A: GENERAL COURSE SPECIFICATIONS	17
	ANNEXE B: SPEED COUSE SPECIFICATIONS	18
	ANNEXE C: DISTANCE COURSE SPECIFICATIONS	19
	ANNEXE D: ZONE ACCURACY COURSE SPECIFICATIONS.....	20
	ANNEXE E: List for Dressed Weight (DWIPE) and Additional Individual Weight (AIW) - OPEN.....	21
	<i>List for Dressed Weight (DWIPE) and Additional Individual Weight (AIW) - INTER.....</i>	22
	ANNEXE F: EXAMPLES OF COURSE LAYOUTS.....	23
	ANNEXE G: RECOMMENDED STANDARD JUDGING SIGNALS	28
	ANNEXE H: VIDEO REVIEW FORM	29
	ANNEXE I: RE-JUMP FORM	30
	ANNEXE J: CHALLENGE FORM	31

1 APF AUTHORITY

The competition will be conducted under the authority granted by the APF according to the regulations of the Sporting Code of the APF, and these rules.

2 ABBREVIATIONS, DEFINITIONS AND PHRASES USED IN THESE RULES

AIW: additional individual weight that a competitor can carry in accordance with Annexe E.

Body: the physical structure of a person, including clothing and footwear. No extensions of any kind or unnatural forms are considered body.

Camera Operator: The person responsible for setting up the video judging cameras and operations of the video camera system.

Canopy down (CD): a situation in the Speed Event when a competitor's canopy makes surface contact prior to the competitor stopping the timing by breaking the sensor beam at G5 with their body. A pilot chute is not considered part of the canopy. The canopy may touch the ground as long as the competitor continues to fly the canopy in a controlled manner.

Closed course: if for any reason the Chief Judge, Event Judge or the *DZSO* decides to close the course, an orange smoke canister and/or other suitable indicators will be placed at the beginning of the course or in another appropriate location. The indicator type and location will be described during the pre-event competitors' briefing. The smoke canisters and other indicators must be of the same type as described and used in the course closing drill.

Control problem: a condition of the parachute that makes it impossible to attempt a safe approach to the course.

Course: the designated path that competitors must navigate that is formed by gates and marked by sidelines in accordance with the details in Annexe A, B, C and D. Sidelines are part of the course.

Course marker: devices that mark and indicate the boundaries of the course as shown in Annexe A.

Course Technical Director (CTD): a person appointed by the Organiser. The CTD is responsible for the planning, setup and maintenance of the courses before and during the competition.

Default result (DR): a DR in all events is three points.

Down-landing (DN): a landing where surface contact is made during the landing by any part of the body, other than the feet.

DWIFE: normal dressed weight including clothing, footwear, parachute equipment and all other equipment worn on the jump but excluding AIW. See 5.3 "Equipment and Weights".

Entry gate (G1): see gate. The first gate on the course.

Exit gate (G5): see gate. The last gate on the course.

Gate: consists of two course markers or electronic sensors separated laterally by a variable distance as specified in Annexe A.

Kiting/Kited: the competitor keeps the canopy (excluding the pilot chute) flying without any surface contact by the canopy.

Landing: a landing starts when any part of the competitor's body makes surface contact, excluding contact due to water drag, and ends with a complete stop. Any surface contact counts as landing for scoring purposes.

Landing zone: in the Zone Accuracy event, landing zones, denoted as Z1-Z9 and CZ, are defined areas within the boundaries of the course with assigned point values as specified in Annexe D.

Marker strike (MS): in all events, when any part of the competitor's body or equipment comes into contact with a course marker, sensor, transmitter or any other fixed judging device and causes it to become non-functional or to need repair of any kind, as determined by the Chief Judge or Event Judge.

Minimum result (MR): the MR in all events is zero points.

Missed entry (ME): not scoring G1 for any reason.

No water drag (NW): not clearly showing surface contact with the water with any part of the body. Water movement due to compressed air or water dropping from the competitor are not considered water drag.

Off-course landing (OC): a situation when part of a competitor’s body makes surface contact outside the course while not simultaneously maintaining surface contact within the course.

OPP: official practice period.

Out-flying (OF): a situation when no part of a competitor’s body remains within the course, at the course markers, and no surface contact occurs.

Parachute equipment: for the purpose of weight calculations described in 5.3.3., the parachute equipment is the parachute system (rig) and helmet, and any other piece of equipment the competitor may be using.

Red card (RC): a penalty issued by authorized persons during the competition for actions that are or flying that is deemed unsafe or for unsporting behaviour. as described in these rules and in *The APF Sporting Code - General Section*.

Result: the point value of a score, after applying the calculation procedure in 6.5 or the points resulting from a DR or MR.

Safety zone: the areas outside the course as specified in Annexe A5.

Score: an evaluation by the judges of a competitor’s achievement while navigating the course; e.g. time in seconds in Speed, distance in metres in Distance, points in Zone Accuracy. The minimum score is zero.

Scoring a gate: a gate is scored when any part of the competitor’s body breaks the imaginary plane between the course markers that make up the gate, or breaks the gate’s electronic sensor beam.

Scoring a water gate: to clearly show uninterrupted surface contact by performing a water drag with any part of the body, when passing through the imaginary line running between the leading (front) edge of the course marker at water level of a water gate.

Stand-up landing (UP): a landing where no part of the body other than the feet makes surface contact.

Surface contact: the point at which any part of the competitor’s body comes in contact with any part of the earth’s surface including natural and/or man-made structures and materials.

Vertical extension (VE): when a competitor passes between, but above the course markers that make up a gate, failing to score a gate. VE applies to gates as specified in the rules in paragraphs 6.1 to 6.7.

VR: video review.

VRP: video review panel.

Water gate: For the Zone Accuracy event, the gates located on the water portion of the course.

Water drag: surface contact made by dragging any part of the body on or through the water portion of the course.

Water landing (WL): a landing in the water portion of the course, coming to a full stop in the water.

Yellow card (YC): a penalty, often recognized as a warning, issued by authorized persons during the competition for actions or flying that is deemed unsafe or for unsporting behaviour as described in these rules and in the *APF Sporting Code - General Section*. A YC may, but is not required to, be issued before a red card. Two yellow cards issued during a single competition are equivalent to and will have the same result as the issuance of a red card.

3 RULES SPECIFIC TO THE COMPETITION

3.1 Aims of the Competition

- 3.1.1 To determine the *Australian National* Champions of Canopy Piloting.
- 3.1.2 To promote safety and develop canopy piloting training and competition.
- 3.1.3 To exchange ideas and strengthen friendly relations between sport parachutists, judges and support personnel.
- 3.1.4 To allow participants to share and exchange experience, knowledge, and information.
- 3.1.5 To improve judging methods and practices.

3.2 Program of Events

- 3.2.1 The competition shall be comprised of three rounds in each of the events Speed, Distance and Accuracy.

- 3.2.2 The host must specify in the bid the type of the events and in case of Carved Speed, the direction of the carve, left or right.
- 3.2.3 Freestyle may be included as an additional event to the standard format events.
- 3.2.4 The minimum number of rounds required for a valid event is one round. A valid competition requires one valid event. A combined champion may only be declared if there is valid round in each of Speed, Distance and Zone Accuracy.
- 3.2.5 After the start of the first round of a competition, any jumps that are not exclusively part of that competition are not permitted until that competition has been completed. In an instance where a Canopy Piloting Classic Competition and Canopy Piloting Freestyle competition are held within the same event, training jumps for the competition not yet started may only take place upon completion of the first competition along with permission of both the MD and CJ.
- 3.2.6 Indoor skydiving is allowed during Canopy Piloting competitions.

4 EVENT DESCRIPTIONS AND OBJECTIVES

4.1 Standard Competition Format Events

- 4.1.1 **Carved Speed:** To navigate a parachute through G1 and to continue within the boundaries of the carved course through G5 in as fast a time as possible.
- 4.1.2 **Full Drag Distance:** To navigate a parachute as far as possible from the entry gate by dragging water at or before the leading edge of G1, touching water in each of WZ1 to WZ5, flying through G7 (positioned 20m after the end of WZ5), and landing within the boundaries of the course. See §6.1 and §6.5 for additional requirements regarding scoring.
- 4.1.3 **Zone Accuracy:** To navigate a parachute through G1, perform a water drag through as many of the water gates as possible, and continue on to land precisely within a landing zone. See 6.1 and 6.8 for additional requirements regarding scoring..

4.2 Divisions

- 4.2.1 **Open class:** *These are competitors with the most experience and who have met the highest qualifications.*
- 4.2.2 **Intermediate class:** *These are competitors who are not qualified to compete in the Open class.*

4.3 Qualifications

A competitor is considered to have qualified if they have competed in an Australian Canopy Piloting Nationals or State Championships, a FCE during the past or present calendar year or if a competitor has had membership of the Australian Team in the last two calendar years.

4.4 Qualifying Rounds

- 4.4.1 *Competitors must have at least 500 jumps before attempting to qualify or fulfil the criteria below before attempting to qualify:*
- *Attend the pre-nationals training camp; and*
 - *Have the recommendation of two current members of the Australian CP team attesting to their ability and safety.*
- 4.4.2 *Prior to the start of scoring rounds, competitors must qualify by making up to six qualifying runs on a 70-metre speed course with a 1.5 metre entry gate as detailed in Appendices A and B.*
- 4.4.3 *Competitors must attempt the qualifying course on at least three of six jumps without a red card violation or two yellow card violations to qualify for the competition. For an attempt to be successful, the competitor must fly between the gates but vertical extensions are allowable.*
- 4.4.4 *A yellow card violation will carry over to competition. A yellow card during qualification will be considered as a failed attempt.*
- 4.4.5 *Competitors may elect to enter either intermediate or open if they have qualified.*

- 4.4.6 *Competitors who fail to qualify will receive their entry fee refunded less an amount to cover the costs of the qualifying rounds.*
- 4.4.7 *All attempts must be supervised by a Canopy Piloting judge to be deemed valid.*
- 4.4.8 *In the case of lack of opportunity to qualify during set period, a candidate competitor may be recommended by a judge or a current Australian team member who has witnessed their ability recently.*

5 GENERAL RULES

5.1 Wind Conditions and Indicators

- 5.1.1 The maximum allowable wind speed in Canopy Piloting, measured by an anemometer, is 7 m/s in any direction on the competition course, except for Zone Accuracy where it is 5 m/s in any direction.
- 5.1.1.1 *For Intermediate, the maximum allowable wind speed is 5 m/s for all events unless all intermediate competitors are in agreement to raise the limit.*
- 5.1.1.2 *The DZSO may set lower wind limits for certain directions or areas. At Picton, for National Championships, the maximum allowable wind speed from the NE to the SE Quadrant is 4 m/ for all categories.*
- 5.1.2 There must be an anemometric wind measuring system, which shall be checked at 10-minute intervals. If the winds exceed 5 m/s, it shall be monitored constantly until the winds have remained below 5 m/s for at least five minutes. In Zone Accuracy, if the winds exceed 3m/s, it shall be monitored constantly until the winds have remained below 3 m/s for at least five minutes.
- 5.1.3 A windsock, being capable of responding to winds of at least 2 m/s shall be positioned within 50 metres of the course.
- 5.1.4 A wind direction indicator (streamer), being capable of responding to winds of less than 2 m/s and mounted on a pole within 20 metres of G1.
- 5.1.5 The Chief Judge will decide the positions of the wind indicating devices, ensuring that both are fully visible for competitors approaching the course. This decision is not subject to protest.

5.2 Exit Altitude

The minimum exit altitude on one pass shall be:

- 5.2.1 1,200 metres (3,900 feet) AGL with one competitor.
- 5.2.2 *1,700 metres (5,500 feet) AGL with two to 4 competitors.*

5.3 Equipment and Weights

- 5.3.1 All competitors must wear a hard-shell protective head cover.
- 5.3.2 Protective equipment may be worn and is strongly recommended. It must be of the type that will not hinder the competitor's parachute equipment or compromise safety, as determined by the DZSO.
- 5.3.3 At the time of the weighing carried out by the *Chief Judge*, or a person designated by the Chief Judge, DWIPE is calculated and recorded. DWIPE is the basis to define the maximum amount of additional individual weight allowed in accordance with the list in Annexe E.
- 5.3.4 A deviation of one kilogram on DWIPE measured in 5.3.3 will be allowed. This deviation is allowed to cover discrepancies between different scales used or a competitor being wet if weighed after the jump. (The 1 Kg deviation is subtracted from the measured weight to give the competitor potentially more extra weight according to Annexe E).
- 5.3.5 Any additional weight components must have a single-handle quick-release system. The release handle must be located on the front part of the competitor's torso, be freely accessible and be made in such a way as to allow it to be easily operated by a rescue person in case of an emergency. It must not come loose by itself and must be acceptable to the DZSO.
- 5.3.6 A scale capable of indicating the weight in increments of 0.1 kg must be provided to the competitors. A second identical scale must be available to the Chief Judge, if requested.

- 5.3.7 The Chief Judge will determine random-competitor-weight-check selection prior to and during the competition.

5.4 Official Practice Period

- 5.4.1 The official practice period (OPP) is the period before the official start date of the competition. The dates and other details pertaining to the OPP must be included in the Official Information Bulletins.
- 5.4.2 The Organiser must provide the opportunity to do practice jumps for all events during the OPP. The schedule and details of the different event courses must be agreed by the Chief Judge and the Meet Director and be announced at the beginning of each day so that competitors and judges may take advantage of the training period.
- 5.4.3 During the OPP all competitors must make at least one training jump on the course. It is the responsibility of the competitor to comply with this rule in order to compete. This rule may be waived by mutual agreement of the *DZSO*, Chief Judge and the *Meet Director*, at their discretion for a pertinent reason, such as weather, or arising from a written request from a competitor.
- 5.4.4 During the OPP and before the start of the competition, an official course closing drill must be conducted by the Chief Judge. The time of which must be announced in advance, so that all officials and competitors can attend. This must be a full practice, and is mandatory for all Judges and Officials, including the use of the smoke, the emergency medical personnel, and a simulated call to the ambulance. The *DZSO* must approve of the system that was practiced.

5.5 Jump Order and Exit Assignment

- 5.5.1 Within an exit pass, the exit order assignment will be determined by the competitors of this pass, supervised and recorded by a person designated by the Chief Judge.
- 5.5.2 Any subsequent change in the order of exit must be notified to the Event Judge or Chief Judge before the 15-minute call prior to boarding to avoid receiving a MR.
- 5.5.3 The order of exit passes will be rotated by 20%, rounded down, with the start of a new round in any event on a subsequent day. The rotation will be done by taking the first 20% of the passes, excluding rejump passes, and placing them at the end of the jump order. The Meet Director may also use the same procedure to rotate the order of exit passes when starting a different event on the same day.
- 5.5.4 The Meet Director may make an updated reverse order of placing for the final round (last round) of the competition.
- 5.5.5 By mutual agreement of the Meet Director and the Chief Judge, one event may be completed prior to the beginning of another. No event holds priority over any other event.
- 5.5.6 Where there is the option of a dual-entry setup into the course, one that permits navigating the course in more than one direction, the option can be selected for a complete round only. The course configuration must remain as described in the bid.

5.6 Safety Violations

- 5.6.1 Competitors shall exit the course immediately after landing. A yellow card may be issued by the Chief Judge or Event Judge or failing to comply with this rule and consequently creating a hazard for another competitor unless the circumstances are beyond the competitor's control as determined by the Chief Judge or Event Judge.
- 5.6.2 A Chief Judge may issue a yellow card to a competitor for a safety violation. They will be issued in general for unsafe actions, lack of sufficient canopy control, or erratic canopy handling.
- 5.6.3 A second yellow card is the equivalent of the issuance of a red card as per 5.6.5.
- 5.6.4 The Chief Judge and the *DZSO* together, by mutual agreement, may issue a red card without a prior yellow card for any action that presents immediate danger and safety hazard to the competitor or others on the ground. Examples of this include, but are not limited to, low approaches over the crowd or flying the canopy in an uncontrolled manner into any person or objects inside or outside of the course.

- 5.6.5 The issuance of a red card will result in the disqualification of the competitor from further participation in the competition, including the deletion of any results already achieved during the competition. The competitor will be marked as “disqualified” and will be listed in the ranking list after all other competitors.

5.7 Safety Issues

- 5.7.1 The Chief Judge, *Meet Director*, or the *DZSO* may suspend a competition at any time, if wind or weather-conditions are deemed to pose a safety hazard to the competitors, even if the conditions are within wind limits. The Meet Director must then notify the pilot to stop dropping competitors.
- 5.7.2 The aircraft pilot will signal the competitors when they are clear to exit. All the competitors will be briefed on the specific exit and spotting signals at the pre-event competitors’ meeting.
- 5.7.3 The Meet Director will inform the competitors via the pilot of any exit order or exit altitude changes or that the dropping of competitors must be stopped. The Meet Director must inform the Chief Judge or Event Judge of any such changes or stopping of jumping.
- 5.7.4 Competitors must enter the course in order of exit. There must be sufficient exit delay between competitors to ensure safe separation and allow time for any judging and course maintenance. However, if it is not possible to enter the course in order of exit due to circumstances beyond the control of the competitor, the competitor may enter the course (provided there is no conflict with other competitors) and receive the assessed score as determined by the Judges.
- 5.7.5 During all events, a person, appointed by the Chief Judge, shall be equipped with an audible warning device in order to make competition personnel aware of approaching competitors by:
- 5.7.5.1 *Three (3) short signals indicating the exit of competitors out of the aircraft*
- 5.7.5.2 *One (1) long signal, when the competitor initiates the turn into the final approach. At this time, competition personnel must clear the course and take positions alongside the course.*

5.8 Equipment Control Problem

- 5.8.1 A competitor experiencing a control problem or malfunction requiring the use of the reserve canopy must not navigate the course and must utilize an alternate landing area, if safe to do so.
- 5.8.2 A competitor experiencing a malfunction of the main parachute canopy that creates a control problem without requiring a canopy release shall not land on the course.
- 5.8.3 A qualified person shall be appointed by the Chief Judge and will make an inspection of the equipment immediately after the competitor has landed to confirm that the competitor did suffer a malfunction that was not created by the competitor themselves (i.e. packing error). The competitor will not disturb the canopy condition prior to inspection.

5.9 Rejumps Due to Equipment Problems

- 5.9.1 A competitor experiencing a control problem or malfunction, not created by the competitor himself, as per 5.8, will be granted only one rejump during the competition, otherwise the actual score of the affected jump will be applied.

5.10 Rejumps related to Weather Conditions.

- 5.10.1 If the winds exceed the maximum limit at any time in the period from when the competitor initiates the turn to final approach to when the landing of the competitor ends, the following applies:
- 5.10.1.1 In Distance and in Speed no score will be awarded, and the competitor shall make a rejump.
- 5.10.1.2 In Zone Accuracy and Freestyle, the competitor must accept the achieved score within 10 seconds after, receiving the assessments from the jump from the Chief Judge or Event Judge; otherwise a re-jump for this round shall be made.
- 5.10.1.3 If winds exceed 5 m/s in Speed and Distance or 3 m/s in Zone Accuracy and change direction more than 90 degrees within 2 seconds (as measured and recorded automatically by an electronic device), a competitor landing within 30 seconds after the wind change must be offered a rejump by the Event Judge or Chief Judge. The

competitor's decision for the rejump must be made within 10 seconds of being advised of this offer; otherwise the score is automatically accepted and recorded.

- 5.10.2 If a competitor experiences adverse weather conditions as determined by the Chief Judge or Event Judge, the competitor will be offered a rejump. The competitor's decision for the rejump must be made within 10 seconds of being advised of this offer; otherwise the score for the jump is automatically accepted and recorded.

5.11 Rejumps Due to Outside Interference

- 5.11.1 A competitor who suffers interference, on the ground or in the air from other competitors, jumpers, or temporary objects, as determined by the Chief Judge or Event Judge, will be offered a rejump.
- 5.11.2 At the sole discretion of the Chief Judge or Event Judge, any other competitor suffering interference as a result of a competitor not clearing the course will be offered a rejump.
- 5.11.3 At the sole discretion of the Chief Judge or Event Judge, if two or more competitors approach and/or enter the course close together and in the process create interference between each other, a rejump may be offered to one, both, or neither competitor.
- 5.11.4 The competitor's decision for the rejump must be made within 10 seconds of being advised of this offer; otherwise the score for the jump is automatically accepted and recorded.

5.12 Rejumps Due to Technical Factors

- 5.12.1 If the electronic timing and scoring system in the Speed event malfunctions and is unable to produce a score, a rejump will be awarded to those competitors affected.
- 5.12.2 If a course marker or any technical scoring equipment has been rendered non-functional for any reason and cannot be repaired before the next competitor navigates the course, the next competitor(s) will be awarded a rejump only if the damaged course marker or technical scoring equipment adversely affects the scoring process for a competitor as determined by the Chief Judge or Event Judge.
- 5.12.3 In the event of a closed course, competitors are not allowed to enter or navigate the course. A yellow card may be issued if the competitor navigates the course creating a dangerous situation.
- 5.12.4 If it is not safe to stay outside of the course and/or an alternative landing area is not available, the competitor may make a normal, non-aggressive landing on the course.
- 5.12.5 A competitor complying with the above will be granted a rejump as decided by the Chief Judge or Event Judge, otherwise an MR will be applied for that jump.

5.13 Rejump Procedures

- 5.13.1 Each competitor, who is granted a rejump must receive a Rejump Form from the Chief Judge or Event Judge to be handed in to the Meet Director *or competition manifest*.
- 5.13.2 The competitor must make the rejump at the earliest as determined by the Meet Director, who will inform the CJ, before the 15-minute-call is made, on which load and in which exit order the re-jump will be performed.

6 SCORING

6.1 Scoring in all Events

- 6.1.1 If not otherwise specified, *this section* applies to all events.
- 6.1.2 Scoring G1 in all events will yield at least a default result (DR), unless there is a disqualification.
- 6.1.3 Except in the case of an ME or disqualification, if out flying, marker strike, off-course landing, canopy down, vertical extension, or no water drag (OF, MS, OC, CD, VE, NW) penalty is applied for a jump after G1 has been scored, the result for the jump will be a DR.
- 6.1.4 A Minimum result (MR) applies for a jump in the following situations:
- 6.1.4.1 *Missed entry (ME) assessed, no matter where the competitor lands.*

- 6.1.4.2 *Failure to wear a protective helmet while navigating the competition course.*
- 6.1.4.3 *Failure to notify a change in the jump order or creating interference, as determined by the Chief Judge or Event Judge.*
- 6.1.4.4 *Exceeding the AIW allowed as per Annexe E.*

6.2 Scoring in Carved Speed

- 6.2.1 The competitor must break the sensor beam(s) with some part(s) of the body at G1 to start and at G5 to stop the timing and at least some part of the competitor's body must remain within the boundaries of the Carved Speed course from G1 through G5.
 - 6.2.1.1 *Out flying (OF) and vertical extension (VE) will be applied at gates G2 through G5.*
 - 6.2.1.2 *Off-course landing (OC) applies after G1 has been scored, but before G5 has been scored.*
- 6.2.2 Surface contact by the competitor within the boundaries of the course is permitted as long as the competitor keeps the canopy kited so that no canopy down (CD) occurs before the competitor has scored G5 with some part of the body. CD after G5 has been scored does not affect the score achieved.
- 6.2.3 A competitor's score for the jump is the time taken to navigate the course and is measured to the thousandth of a second.

6.3 Scoring in Drag-Distance

- 6.3.1 The competitor must drag water at some point before or at G1, otherwise no water drag (NW) applies.
 - 6.3.1.1 *Intermediate competitors do not have to drag water at or before the entry gate to receive a score.*
- 6.3.2 Touching water within the course is allowed.
- 6.3.3 Penalties applies at Drag Distance 50m:
 - 6.3.3.1 Off-course landing (OC) applies
 - 6.3.3.2 Vertical extension (VE) and Out-flying (OF) will be applied at G5 at 50 metres.
- 6.3.4 The competitor's landing must start and come to a complete stop within the boundaries of the course. Off-course landing (OC) applies if surface contact occurs outside of the course and no part of the competitor's body remains in surface contact within the boundaries of the course at the same time.
- 6.3.5 A competitor's score for a landing as in 6.3.4 will be:
 - 6.3.5.1 *35 metres if the landing is between G1 and G5 or surface contact was made with the land portion of the course before G5.*
 - 6.3.5.2 *50 metres if the landing is at G5.*
 - 6.3.5.3 *The measured distance for landing farther than 50 metres to the point on the course that has been touched during landing which is closest to G1, measured in metres to the second decimal.*
- 6.3.6 *For Intermediate competitors, the Entry Gate is G3 (the same entry gate as for Intermediate Zone Accuracy).*
An Intermediate competitor's score for a landing as in 6.3.4 will be:
 - 6.3.6.1 *15 metres when the landing stops if it is in the water between G3 (Inter Entry Gate) and G5, or when having surface contact in the land-portion of this area.*
 - 6.3.6.2 *25 metres if the landing is at G5.*
 - 6.3.6.3 *The measured distance for landing farther than 25 metres to the point on the course that has been touched during landing which is closest to G1, measured in metres to the second decimal.*

6.4 Scoring in Zone Accuracy

- 6.4.1 The competitor's landing must start and come to a complete stop within the boundaries of the course. OC applies if surface contact occurs outside of the course and no part of the competitor's body remains in surface contact within the boundaries of the course at the same time.
- 6.4.2 A competitor must earn Water Gate Drag points for at least one Water Gate to be awarded landing zone points. Points are awarded for each Water Gate Drag of a Gate. Point values for Water Gates are as in Annexe F. No water gate points will yield a DR.
- 6.4.2.1 *Intermediate competitors do not have to earn water-gate points in order to be awarded landing zone points. All Intermediate competitors are awarded five points for water dragging whether water was dragged or not.*
- 6.4.3 A competitor must earn landing zone points for at least one landing zone to be awarded Water Gate Drag points. Landing in water after scoring G1 will yield a DR. Landing Zone point values are as in Annexe F. The competitor is awarded the score of the zone with the lowest point value that was touched during the landing. No landing zone points will yield a DR.
- 6.4.4 A competitor's score for a round in Zone Accuracy is the sum of Water Gate points and Landing Zone score minus 10 points for failure to perform a stand-up landing (UP).

6.5 Calculation of Points

The calculation to convert the scores of each round into points is as follows:

- 6.5.1 The competitors are ranked in each round of each event in order of the actual score collated for this round (Distance and Accuracy, highest score first, Speed, lowest score first).
- 6.5.2 In Distance and Accuracy the score of the top ranked competitor in each round is set to 100%, expressed as 100 points. The remaining competitors' scores of the round are calculated as a percentage of the top ranked competitor's result – expressed in points, calculated to the third decimal place with no rounding applied.
- 6.5.3 In Speed each recorded time-score is raised to the power of 1.333, calculated and displayed to the third decimal with no rounding applied. The ensuing time-score of the top ranked competitor in each round is set to 100%, expressed as 100 points. The remaining competitors' scores for the round are calculated as the inverse percentage of the top ranked competitor's result - expressed in points and calculated to the third decimal place with no rounding applied.

7 JUDGING

7.1 Judges Panel

- 7.1.1 *The panel of Judges should be supervised by a Chief Judge, who is a rated Canopy Piloting Judge.*
- 7.1.2 *All other Judges should be APF rated Canopy Piloting Judges, Canopy Piloting Judges in training, or Judges who have had experience or training in judging canopy piloting.*
- 7.1.3 *Each performance shall be judged by at least three members of the Panel of Judges.*
- 7.1.4 *At the discretion of the Chief Judge practice jumps will be judged. The time period during which the relevant events will be judged during the OPP will be announced by the Chief Judge.*
- 7.1.5 Judges will be strategically positioned at the course according to the needs of the specific event and to the technical equipment in use for the specific event as determined by the Chief Judge or Event Judge.
- 7.1.6 In all events scores are indicated with the respective signals or methods applied by the assigned judges in all events as determined by the Chief Judge.
- 7.1.6.1 Failure to score the gates is indicated by the assigned judge with the respective signal.
- 7.1.6.2 Scores for the landing in Zone Accuracy incl. UP and in Drag-Distance are noted on independent score sheets. They are transmitted to the scoring processor by means determined by the Chief Judge.

- 7.1.6.3 The judges must record any rule violation of a competitor (i.e., ME, MS, OF, OC, VE, CD, exit order mix-up, interference, control problems, etc.) as well as the need for a video review (VR), for any reason.
- 7.1.6.4 All Judges shall watch for unsafe canopy flight by competitors. If a Judge witnesses what they feel was an unsafe act they shall inform the Chief Judge, so a YC or RC may be issued, if so decided.

8 VIDEO CAMERAS

8.1 Use of Video Camera System

- 8.1.1 In each event there must be a video camera system set up, which must be capable of reduced speed playback. The system must include audio and record all cameras on a hard drive. Images from all cameras must be synchronised and be accessible instantly. It must be a secure closed system with media access limited to the Judges Panel and not linked to the internet.
- 8.1.2 The Video Camera System or electronic system will be used as an additional tool to verify the score at the discretion of the Chief Judge/Event Judge in any event.
- 8.1.3 The positioning of the cameras shall be event related for course surveillance in general and for the specific requirements in each event for gates, entries into the course and landing areas. The positioning of the cameras will not be grounds for protest.
- 8.1.4 If the Chief Judge or Event Judge decides that the video set-up at the course allows for video judging of all or parts of the course, the minimum evaluation principles (0) apply for video judging.

8.2 Video Review

- 8.2.1 At the request of a member of the judging panel and if the VR has been recorded on the judge's score sheet, the Chief Judge or Event Judge shall order a review of the jump in question at the earliest opportunity. One Judge must be positioned on the VC-System during all the competition jumps to cross check and verify each jump, and inform the CJ in cases where a CP-VRP has to be called.
- 8.2.2 The Video Review request will be noted on a Video Review Form, which must be handed to the Chief Judge, to initiate the VR procedure.
- 8.2.3 The CP-VRP of three persons is composed of the Chief Judge and/or Event Judge, if possible the panel member that requested the review, and/or one other judge.
- 8.2.4 A VR cycle is composed of a maximum of three viewings of part(s) of the jump in question and reduced speed playback may be used after the first viewing.
- 8.2.5 At any time during the review process and without discussion, the judges may render their decision using the following procedure:
 - 8.2.5.1 *Confirmation of the assessment on the judge's original score sheet*
 - 8.2.5.2 *Determination of the method of the voting process by the Chief Judge/Event Judge. Any decision must be rendered clearly by YES or NO only, (i.e. by thumbs-up-thumbs down on command or by indication of a "Y" or an "N" on paper etc.), without any application of in-between decision possibilities or other options than YES or NO.*
 - 8.2.5.3 *The initial assessment on the score sheet can only be changed with a unanimous decision of the video review panel.*
 - 8.2.5.4 *A majority decision of a VRP leaves the initial assessment unchanged. The initial assessment on the score sheet can only be changed with a unanimous decision of the video review panel.*
- 8.2.6 The Chief Judge will review the decision of the video review panel, document the result on the Video Review Form and adjust the competitor's score on the score and result list, if applicable.
- 8.2.7 The scores will not be final until the data and/or recording media are reviewed, if necessary. The Chief Judge shall be responsible for determining a competitor's final result and place.

8.3 Challenges

- 8.3.1 Competitors shall be entitled to invoke a video review challenge in the distance, carved speed, and zone accuracy events.
- 8.3.2 Competitors may only challenge judging calls assessed to their own performance.
- 8.3.3 The challenge must state the single gate, zone, or penalty indicator that is being challenged.
- 8.3.4 No challenge shall be accepted for which the gate, zone, or penalty indicator is not covered by a functioning official camera covered under 8.1. If a video review was already performed on the gate, zone, or penalty indicator by request of a judge before the official score was posted, it cannot be challenged by the competitor.
- 8.3.5 *The fee to invoke a challenge is listed in the APF Sporting Code – General Section*
- 8.3.6 The video review form and fee must be submitted to the chief judge within one hour of posting of the relevant score.
- 8.3.7 The video review for a challenge will be conducted in accordance with 8.1. Regarding Video Review except for 8.2.3. The judge whose assessment is being challenged will not be on the CP-VRP.
- 8.3.7.1 *The competitor will be given the opportunity to watch the video(s) in question after the completion of the review.*
- 8.3.7.2 *If during the review process, the video cannot be retrieved or is deemed un-judgeable, the score will remain unchanged, the fee returned to the competitor, and the competitor shall retain their right to further challenges during the competition.*
- 8.3.7.3 *If the judges' decision is upheld by the review, the score shall remain unchanged, the challenge fee shall be retained by the Chief Judge, and the competitor will no longer have the right to invoke further video review challenges again during the competition.*
- 8.3.7.4 *If the video review results in a decision favourable to the competitor, the posted score shall be changed as appropriate, the challenge fee shall be returned to the competitor, and the competitor shall retain their right to further challenges during the competition.*
- 8.3.8 Competitors may submit multiple challenges for the same jump for the single fee in a declared sequential order until losing a challenge.
- 8.3.8.1 *Each separate challenge is processed in the order requested by the competitor.*
- 8.3.8.2 *After the first failed challenge, the remaining challenges will not be reviewed, the posted score will be changed for the prior successful challenges, and otherwise 0.3 will apply.*
- 8.3.8.3 *If all challenges are successful, 0.4 will apply.*

9 DETERMINATION OF CHAMPIONS

9.1 Event Champions:

- 9.1.1 In each event, Carved Speed, Drag Distance or Zone Accuracy, the winner of an event is the competitor with the highest total number of points after the completed rounds in each event. The maximum number is 300 points for an event.
- 9.1.2 Combined Champion: The competitor with the highest total number of points from all valid events. The maximum number is 900 points.

9.2 Tie-breaks

- 9.2.1 *In any specific event, if two or more competitors have the same cumulative total number of points in the first three places of an event the higher placing in the completed rounds in the event will have the higher standing (i.e. two first-place ranks and a third-place rank beat one first-place rank and two second-place ranks).*
- 9.2.2 *For the Combined Champion, the competitors having the same cumulative total number of points the higher placing in the completed rounds will have the higher standings as described in 9.*
- 9.2.3 *If there is still a tie, the single best distance score in a completed round, will have the higher standing.*

9.3 Medals

Medals will be given for the following, in both Open and Intermediate Divisions:

- 9.3.1 **Carved Speed Champion:** 1st Place, 2nd Place, 3rd Place.
- 9.3.2 **Drag-Distance Champion:** 1st Place, 2nd Place, 3rd Place.
- 9.3.3 **Zone Accuracy Champion:** 1st Place, 2nd Place, 3rd Place.
- 9.3.4 **Overall Champion:** 1st Place, 2nd Place, 3rd Place.

ANNEXE A: GENERAL COURSE SPECIFICATIONS

- A.1 All courses must begin over a body of water.
- A.2 All courses built after 2024 must be 10 metres wide (+- 20cm) as measured between the insides of the upright section of the marker, ignoring the base, over the total length of the course.
- A.3 The body of water must be a minimum of 15 metres wide and at least 65 metres long.
- A.4 Where applicable, the body of water must provide a minimum safety area of 20 metres before G1. However, if the location allows, the safety area is recommended to be as large as possible.
- A.4.1 The body of water must provide a minimum depth of 0.60 metres over the minimum width from the beginning of the pond to G2.
- A.4.2 The minimum requirements for the depth of the pond beginning at G2 and sloping gradually up to the end of the pond is permitted, as long as a minimum depth is provided of:
- 0.50 metres at G3, to
 - 0.40 metres at G4.
- A.4.3 For safety reasons, the water level must be kept high enough to provide a smooth transition from the water level to the ground surface around the exit sides of the pond (maximum 5 cm allowance).
- A.4.4 If the water is deeper than 1.5 metres, suitably equipped rescue personnel are required.
- A.5 A minimum safety zone of 5 metres must be along all sides of the course and pond. This may be indicated by marking devices, which shall not be higher than 5 metres and be acceptable to the CJ and CTD.
- A.6 Gate Area and Target Area
- A.6.1 The gate area is the part of the course between G1 and G5 in Carved Speed and Drag Distance, in Zone Accuracy the gate area from G1 to the waterline.
- A.6.1.1 On a straight course the distance between G1 and G5 is 50 metres; on a carved course the distance is 70 metres measured along the centreline.
- A.6.1.2 The distance between G1 and the demarcation line between Zone 1 and Zone 2 is 50 metres.
- A.6.2 Course markers for G1 in all events, G2, G3, G4 and G5 in Carved Speed and in Drag-Distance must be a minimum of 0.20 metres in diameter and be 1.5 metres in height +/- 5 cm, measured from the surface They must be fixed in position in such a way that the centre axis of the marker may only move a maximum of 10 cm from their approved position.
- A.6.3 Course markers G2 through G4, if not specified otherwise, may be marker buoys with a minimum diameter of 0.20 metres.
- A.6.4 The target area is the part of the course after the waterline, which must be indicated by sidelines made of line-type material, or markings clearly visible from above. The water line may also be marked at the discretion of the CJ.
- A.7 All courses and video cameras/systems must be acceptable to the CJ.
- A.8 For the Speed Event there must be a spare course marker with the appropriate colour for each side of the course, readily available to replace a broken one.
- A.9 For the speed event there must be an electronic device to display the achieved time synchronized with the Speed Timing System or the Scoring System. It should be located close to the course visible to competitors and spectators.

ANNEXE B: SPEED COUSE SPECIFICATIONS

B.1 CARVED SPEED COURSE SPECIFICATIONS

- B.1.1 The course between G1 and G5 shall be 70 metres long measured along the centreline of the course.
- B.1.2 The course shall have an angle of 75° and a radius of 53.48 metres measured along the centreline.
- B.1.3 Electronic sensors must be set up to give a course length of 70 metres, measured along the centreline.
- B.1.4 At G1 and G5 a sensor system shall be installed, subject to approval by the CJ
- B.1.4.1 The electronic sensors shall be placed inside (after) G1 and outside (after) G5. The sensors should be offset the same amount from the Gate Markers G1 and G5 respectively
- B.1.4.2 The Sensors should be placed at the same level as the top of the course markers at G1 and G5. If installed, the lower sensors should be placed at approximately 0.9 m below the upper sensor..
- B.1.5 There shall be 5 pairs of course markers incl. G1 and G5 evenly spaced over the length of the course.
- B.1.5.1 The course markers on the inside of the course shall be of a contrasting, and of a darker colour than on the outside curve, as seen from above.
- B.1.5.2 The course markers of G1 and the inside curve course markers on the water portion of the course, should be of the inflatable type, providing a course width of approx. 10 metres.
- B.1.5.3 A minimum of 10 metres at the end of the course must be out of the water.
- B.1.6 The carve direction must be specified in the accepted bid for the event, and must be published in the Official Information Bulletins. The carved course can be carved in any direction, left or right.
- B.1.7 After the G5 a sufficient amount of landing area must be available to allow for safe landings. The size of the landing area must be acceptable to the CJ and MD.

B.2 DRAG AND MAX SPEED COURSE 50 METRES

- B.2.1 The course is straight and shall have a length of 50 metres between the sensors at G1 and G5, measured along the centreline.
- B.2.1.2 Speed measurement shall be done using a double-sensor system as described in B.1.4.
- B.2.1.3 Course markers should have the same dimensions and height as described in B.1. Polystyrene-type markers are acceptable as determined by CTD and CJ.

ANNEXE C: DISTANCE COURSE SPECIFICATIONS

C.1 DRAG-DISTANCE COURSE SPECIFICATIONS

- C.1.1 Beginning at G5, metric measurement tapes having a combined minimum length of 200 metres must run down one side of the course. The tapes must show increments of 1 cm, be flat on the surface, and if applicable on top of the course marking device.
- C.1.2 The 50-metre line shall be visibly marked.
- C.1.3 The current World Record shall be visibly marked.
- C.1.4 At 50 metres from the Entry Gate course markers with a height of 1.5 metres +/- 5 cm and a minimum diameter of 0.20 metres shall mark Gate 5 (G5).
- C.1.5 Attachment devices used on the course shall be placed in such a way, that no obstacle or hazard is created for anyone on or around the course.
- C.1.6 All devices and the positioning of them must be acceptable to the CJ and *DZSO*.
- C.1.7 Sufficient course length is to be determined by the Course Director.
- C.1.7.1 Venue sites require a minimum course length + 50 metres over the current World Record .

C.2 MAX-DISTANCE COURSE SPECIFICATIONS

- C.2.1 Course dimension and conditions are according to C.1.1, C.1.2, C.1.3, C.1.5, C.1.6 and C.1.7.

ANNEXE D: ZONE ACCURACY COURSE SPECIFICATIONS

- D.1 The course consists of two rows of markers that form a series of four gates, and also the landing zones.
- D.2 The body of water will cover 44 (+/- 1m) metres from entry gate G1, to the waterline. The waterline may be additionally marked if deemed necessary by the CJ.
- D.3 Water gates G1 through G4 are approximately 12 metres apart from each other.
- D.4 The distance from water gate G4 to the waterline shall be 8 metres +/- 1 metre.
- D.5 The distance from G1 to the line between Zone 1 & Zone 2 is 50 metres.
- D.6 Landing zones: The shape, dimensions and point value of the landing zones must be as depicted in Annexe F.
- D.7 Demarcation-lines mark the areas separating each zone. As with the sidelines, they must be made of material to minimize injury, to be able to be quickly repaired, to be wide enough so to be clearly visible from above, and must be acceptable to the CTD and CJ.
- D.8 Centre Zone demarcation lines must be of a contrasting colour to the other zone demarcation lines.
- D.9 Zone 7 must have indicators outside of the zone, to indicate its location (i.e. flags etc.).
- D.10 Zone Lines
 - D.10.1 The zone demarcation lines belong to the zone with the higher scoring points. Sidelines are part of the adjacent zones.
 - D.10.2 The line at the end of zone 10 is defined as part of zone 10.
- D.11 The zones must be filled & covered with a material designed to minimize injury and must be acceptable to the CTD and the FAI controller. The accuracy pit should be filled with Pea Gravel, or similar material, ranging from 2 mm to 10 mm in diameter, and the pit should have a filled depth of at least 30cm. The Pea Gravel should be level with any part of the course or land that is adjacent to it, i.e. the edge of the pond, or the continuation of the Distance course for example.
- D.12 All the above specifications must be acceptable to the FAI Controller.

ANNEXE E: LIST FOR DRESSED WEIGHT (DWIPE) AND ADDITIONAL INDIVIDUAL WEIGHT (AIW) - OPEN

Note: The maximum AIW allowed is 15.9 Kg.

DWIPE (kg)	AIW (kg)	Total Weight (kg)
<77.2	15.90	93.10
<77.6	15.60	93.20
<78.1	15.30	93.40
<78.5	15.00	93.50
<79.0	14.60	93.60
<79.5	14.30	93.80
<79.9	14.00	93.90
<80.4	13.70	94.10
<80.8	13.40	94.20
<81.3	13.00	94.30
<81.7	12.70	94.50
<82.2	12.40	94.60
<82.6	12.10	94.70
<83.1	11.80	94.90
<83.5	11.50	95.00
<84.0	11.10	95.10
<84.5	10.80	95.30
<84.9	10.50	95.40
<85.4	10.20	95.60
<85.8	9.90	95.70
<86.3	9.50	95.80
<86.7	9.20	96.00
<87.2	8.90	96.10
<87.6	8.60	96.20
<88.1	8.30	96.40
<88.6	8.00	96.50

DWIPE (kg)	AIW (kg)	Total Weight (kg)
<89.0	7.60	96.60
<89.5	7.30	96.80
<89.9	7.00	96.90
<90.4	6.70	97.10
<90.8	6.40	97.20
<91.3	6.00	97.30
<91.7	5.70	97.50
<92.2	5.40	97.60
<92.6	5.10	97.70
<93.1	4.80	97.90
<93.6	4.50	98.00
<94.0	4.10	98.10
<94.5	3.80	98.30
<94.9	3.50	98.40
<95.4	3.20	98.60
<95.8	2.90	98.70
<96.3	2.50	98.80
<96.7	2.20	99.00
<97.2	1.90	99.10
<97.6	1.60	99.20
<98.1	1.30	99.40
<98.6	1.00	99.50
<99.0	0.60	99.60
<99.5	0.30	99.80
≤ 99.9	0.00	99.90
100+	0.00	

LIST FOR DRESSED WEIGHT (DWIPE) AND ADDITIONAL INDIVIDUAL WEIGHT (AIW) - INTER

Note: The maximum AIW allowed is 12.0 Kg.

DWIPE (kg)	AIW (kg)	Total Weight (kg)
<77.2	12.0	89.2
<77.6	11.7	89.3
<78.1	11.5	89.6
<78.5	11.3	89.8
<79.0	11.0	90.0
<79.5	10.7	90.2
<79.9	10.5	90.4
<80.4	10.3	90.7
<80.8	10.0	90.8
<81.3	9.7	91.0
<81.7	9.5	91.2
<82.2	9.3	91.5
<82.6	9.0	91.6
<83.1	8.8	91.9
<83.5	8.6	92.1
<84.0	8.3	92.3
<84.5	8.1	92.6
<84.9	7.9	92.8
<85.4	7.7	93.1
<85.8	7.4	93.2
<86.3	7.1	93.4
<86.7	6.9	93.6
<87.2	6.7	93.9
<87.6	6.5	94.1
<88.1	6.2	94.3
<88.6	6.0	94.6

DWIPE (kg)	AIW (kg)	Total Weight (kg)
<89.0	5.7	94.7
<89.5	5.5	95.0
<89.9	5.3	95.2
<90.4	5.0	95.4
<90.8	4.8	95.6
<91.3	4.5	95.7
<91.7	4.3	96.0
<92.2	4.1	96.3
<92.6	3.8	96.4
<93.1	3.6	96.7
<93.6	3.4	97.0
<94.0	3.1	97.1
<94.5	2.9	97.4
<94.9	2.6	97.5
<95.4	2.4	97.8
<95.8	2.2	98.0
<96.3	1.9	98.2
<96.7	1.7	98.4
<97.2	1.4	98.6
<97.6	1.2	98.8
<98.1	1.0	99.1
<98.6	0.8	99.4
<99.0	0.5	99.5
<99.5	0.2	99.7
≤ 99.9	0.0	99.9
100+	0.0	

WEIGHING PROCEDURE:

At the time of the Weight check:

The competitor's DWIPE less one kilogram allowed for discrepancies is determined.

The DWIPE obtained in 1 above is used to determine the AIW allowed per the list in Annexe E.

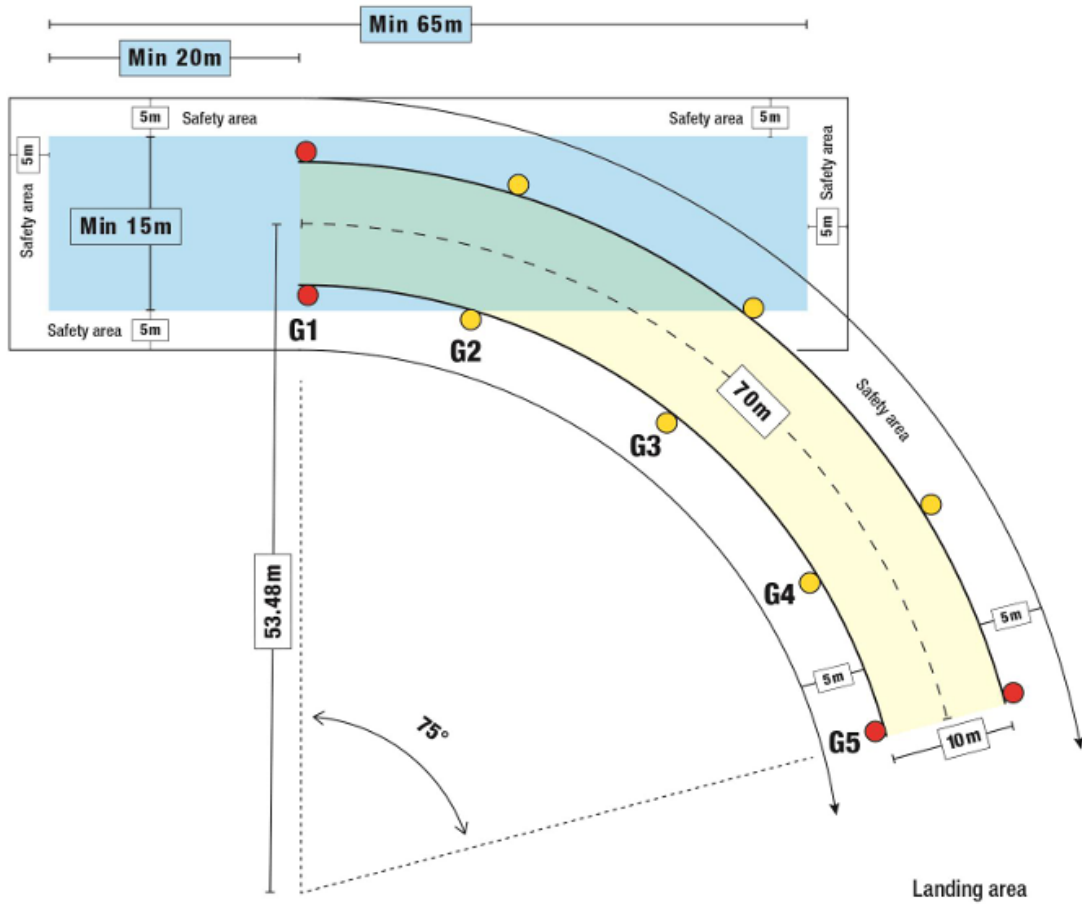
The competitor's AIW is weighed and compared to the AIW determined in 2 above.

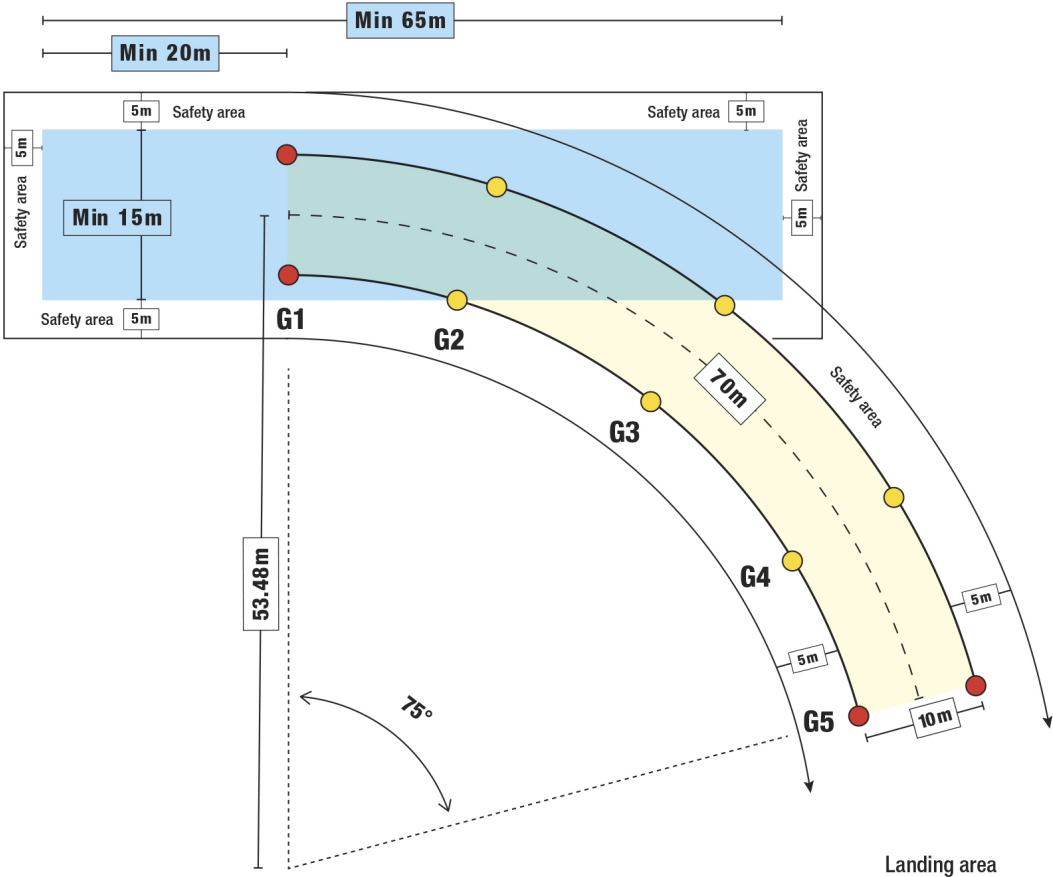
If the AIW determined in 3 above is more than the AIW determined in 2 above, a MR will be recorded for that round.

ANNEXE F: EXAMPLES OF COURSE LAYOUTS

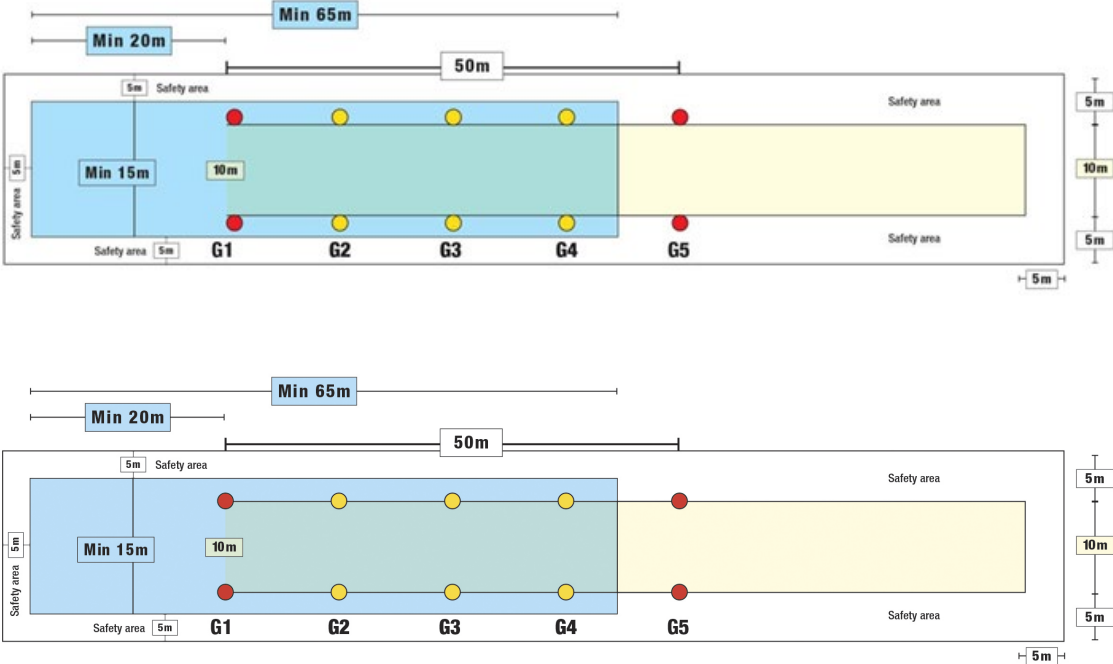
F.1 Speed Courses

F.1.1 Carved Speed Course (Carved Speed 70 metres)



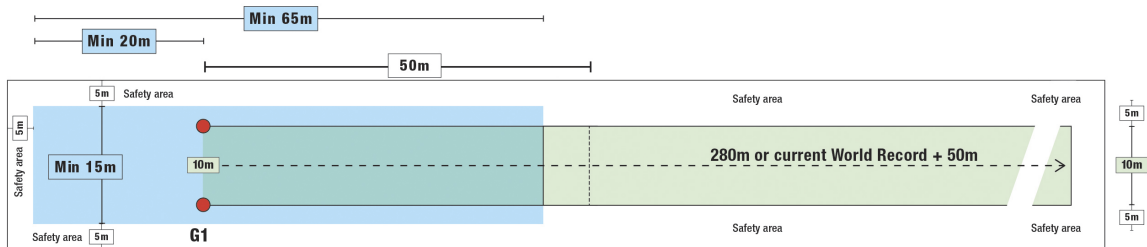
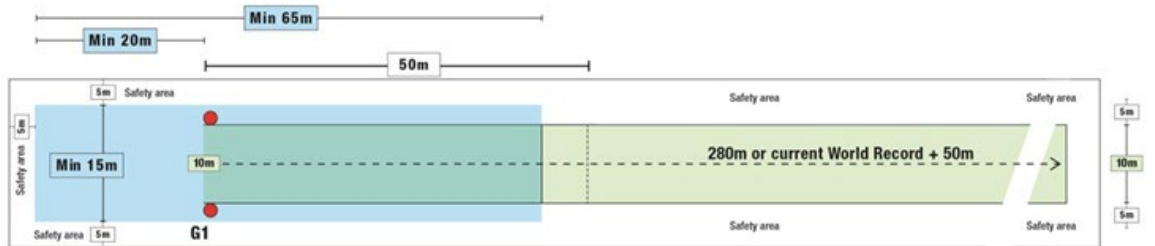


F.1.2 Straight Speed Course (Drag Speed 50 metres and Max Speed 50 metres)

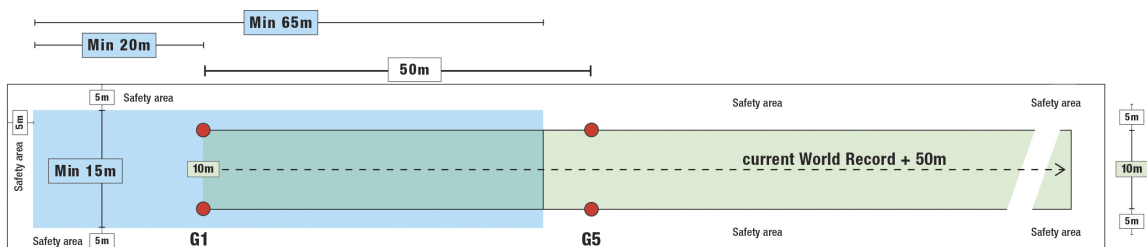
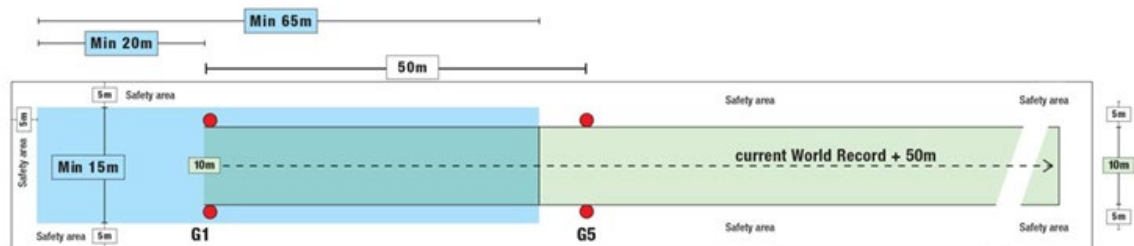


F.2 Distance Courses

F.2.1 Max Distance

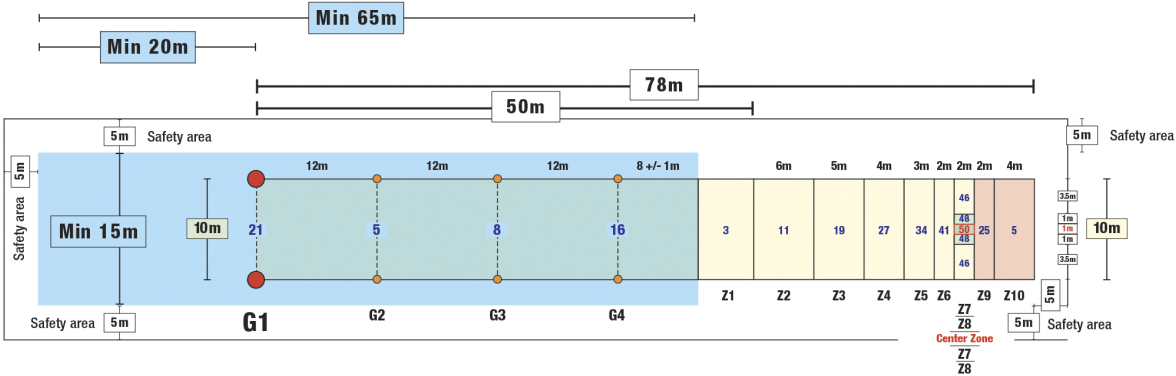
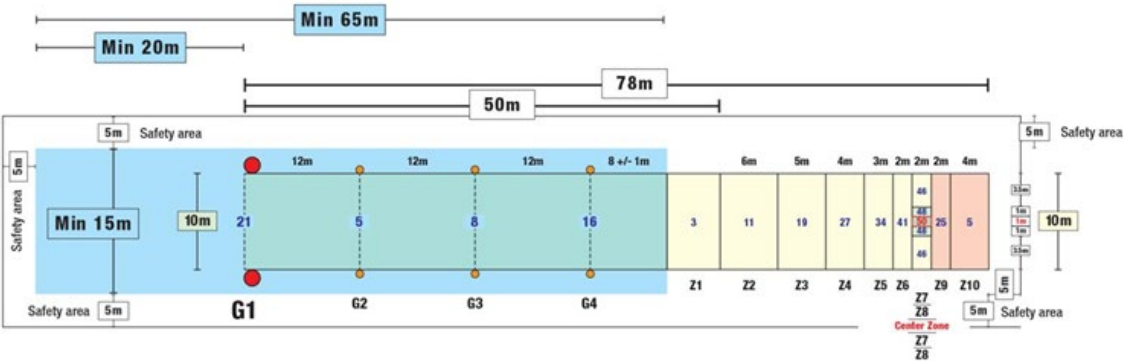


F.2.2 Drag Distance








Reference to Annexe C1.7 and C2.2

F.3 Zone Accuracy Course



ANNEXE G: RECOMMENDED STANDARD JUDGING SIGNALS

		
Missed Entry (ME)	Vertical Extension (VE) No Water Drag (NW)	Out Of Course Landing (OC) Out of Course Flying (OF)
		
Canopy Down (CD) Down Landing (DN)	Video Review (VR)	

ANNEXE H: VIDEO REVIEW FORM

<p>VIDEO REVIEW REQUEST</p> <p>Competitor Name: _____</p> <p>Competitor #: _____</p> <p>Round #: _____</p> <p>CP Event: Speed <input type="checkbox"/> Distance <input type="checkbox"/> Accuracy <input type="checkbox"/></p>	<p>ORIGINAL ASSESSMENT</p> <p>Examples: G3 NW; Z5 DN; VE G5</p>
---	---

<p>VIDEO REVIEW PANEL</p> <p>Requesting Judge: _____</p> <p>CJ or EJ: _____</p> <p>Additional Judge: _____</p>	<p>DECISION SYSTEM Determined by CJ/EJ</p> <p>Thumbs Up/Down <input type="checkbox"/></p> <p>Paper <input type="checkbox"/></p> <p>Other <input type="checkbox"/></p>
---	--

<p>FINAL DECISION</p> <p>Majority Vote (2:1) <input type="checkbox"/> No Change to Initial Assessment</p> <p>Unanimous (3:0) <input type="checkbox"/> No Change to Initial Assessment</p> <p>Unanimous (3:0) <input type="checkbox"/> Change to Initial Assessment</p>	<p>Original Assessment Exists</p>
---	--

<p>FINAL DECISION</p> <p>Majority Vote (2:1) <input type="checkbox"/> Final Assessment: _____</p> <p>Unanimous (3:0) <input type="checkbox"/> Final Assessment: _____</p> <p><i>Note: A majority decision of a VR leaves the initial assessment unchanged, except in the situation in which initially no assessment has been made for any reason on the scoresheet. Then, the majority vote will make the decision.</i></p>	<p>No Original Assessment Exists</p>
--	---

<p>CERTIFICATION</p> <p>Chief Judge: _____</p> <p>Date: _____</p>	<p>FINAL ACTION</p> <p>CJ Initials</p> <p>In accordance with the decision of the VRP, the CJ has documented the action on the score sheet and on the score list for the round.</p>
--	---

ANNEXE I: RE-JUMP FORM

Re-Jump Authorization	Load Information
Competitor Name: _____	1 st Call Time: _____
Start #: _____	Boarding Time: _____
Round #: _____	Aircraft: _____
CJ/EJ Signature: _____	

Re-Jump Authorization	Load Information
Competitor Name: _____	1 st Call Time: _____
Start #: _____	Boarding Time: _____
Round #: _____	Aircraft: _____
CJ/EJ Signature: _____	

Re-Jump Authorization	Load Information
Competitor Name: _____	1 st Call Time: _____
Start #: _____	Boarding Time: _____
Round #: _____	Aircraft: _____
CJ/EJ Signature: _____	

ANNEXE J: CHALLENGE FORM

CHALLENGE REQUEST	
Competitor Name: _____	Signature
Competitor #: _____	
Round #: _____	
CP Event: Speed <input type="checkbox"/> Distance <input type="checkbox"/> Accuracy <input type="checkbox"/>	
Challenge fee:: 50 € <input type="checkbox"/>	

ASSESSMENTS CHALLENGED
<ul style="list-style-type: none"> - Competitors must state the single Gate, Zone or Penalty indicator that is being challenged. - Competitors may submit multiple challenges for the same jump for a single fee. - Each separate challenge is processed in the order requested by the competitor. - § 8.3.8.2 will apply.

FINAL DECISION
Majority Vote (2:1) <input type="checkbox"/> No Change to Initial Assessment Unanimous (3:0) <input type="checkbox"/> No Change to Initial Assessment Unanimous (3:0) <input type="checkbox"/> Change to Initial Assessment

CERTIFICATION	
Chief Judge: _____ Date: _____ In accordance with the final decision of the VRP, the CJ has documented the action on the score sheet and on the score list for the round. The 50 € Challenge fee: Is returned to the Competitor: <input type="checkbox"/> Is retained to be deposited to the Jury President: <input type="checkbox"/>	Signature