



RIGGING ADVISORY CIRCULAR

Issue Date: 01 July 1988

RAC No. 418 Rev. A

SUBJECT: Security 150, 250 and 350 safety Chute fitting of riser covers.

STATUS: RECOMMENDED

IDENTIFICATION: Security 150 Safety Chute
Security 250 Safety Chute
Security 350 Safety Chute

BACKGROUND:

GQ Defence Equipment Ltd have modified the Security 350 MK 2 AND 350 Aerobatic Safety Chute to incorporate riser covers to prevent the risers from being pulled out inadvertently.

This modification together with a riser end modification referred to in RAC 417 were published as a result of an extensive investigation into an accident in Germany in May 1986 where a pilot died as result of a pilot chute entanglement with the left hand riser group.

A modification kit has been produced and owners of Security 150, 250 and 350 models may wish to install the kit now available from the manufacturer (or fabricated to drawings GQ D30347, 30348 and 30349).

MANUFACTURERS NOTICE No 1/86:

The following modification must be carried out by a qualified rigger.

Stitching to be performed with a lock stitch sewing machine and sewing thread to BSF 120/NT4B (9 lbs BS) or equivalent.

Place the left riser cover in position on top of left side of yoke as indicated by drawing GQ D 30352. Stitch to outside edge of yoke with a single row of NT4B ('E' thread) through outside stitch row of the binding tape of cover and yoke locking the stitch row by 40 mm minimum at both ends.



RIGGING ADVISORY CIRCULAR

Issue Date: 01 July 1988

RAC No. 418 Rev. A

MANUFACTURERS NOTICE No 1/86 cont'd

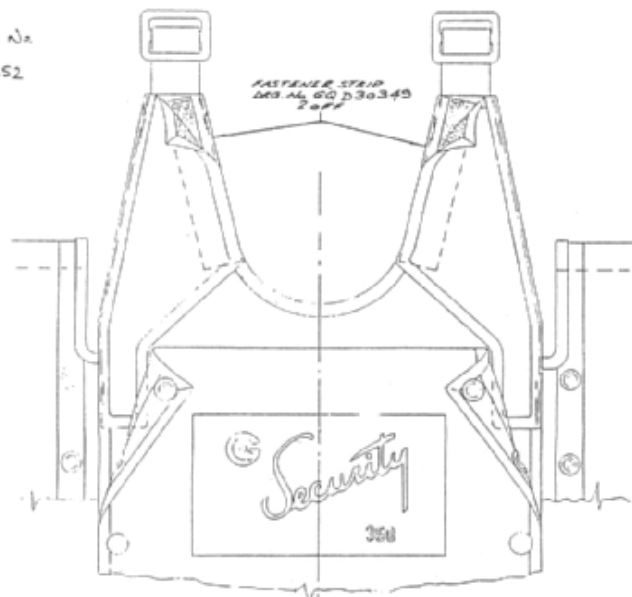
Place velcro securing tab in position on opposite side to cover, as indicated by drawing GQ D 30352.
Stitch to inside edge of left hand yoke with a single row by 40 mm at both ends.

Repeat operation sequence for right hand riser cover.

Check that the velcro faces of the riser cover and fastener strip mate naturally without creases forming in the fabric of the riser cover.

When this modification has been embodied, the relevant entries are to be made on the appropriate equipment record card.

DRAWING No.
GQ D 30352



EFFECTIVE DATE: November 1986

AUTHORITY: Mr N S Parker
Chief Development Engineer
GQ Parachutes Ltd
Portugal Road, Working
SURREY GU21 5JE
ENGLAND

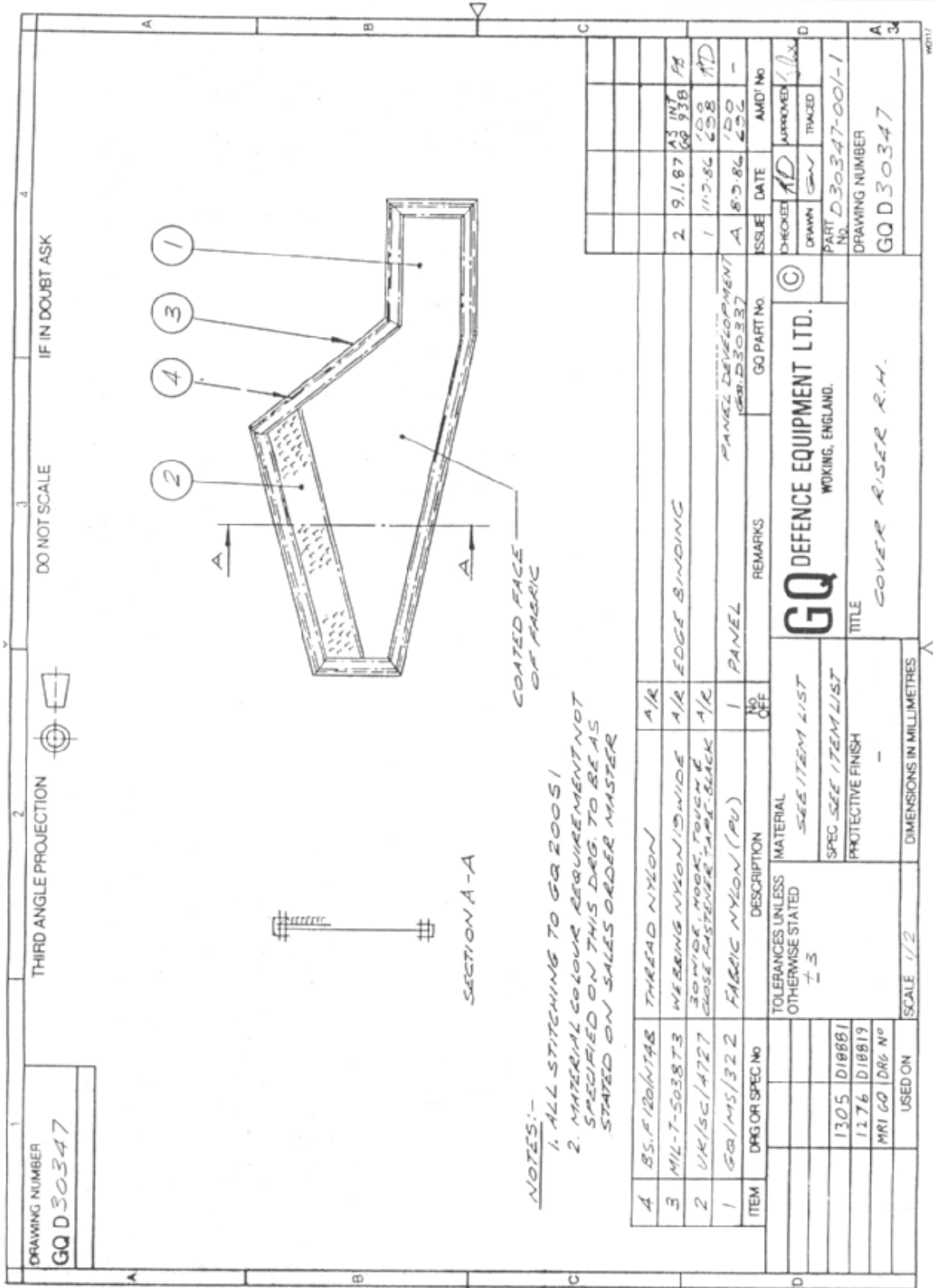
Tel. Working (04862) 61321
TELEX: 859334 FAX: 048625111



RIGGING ADVISORY CIRCULAR

Issue Date: 1 July 1988

RAC No. 418 Rev. A

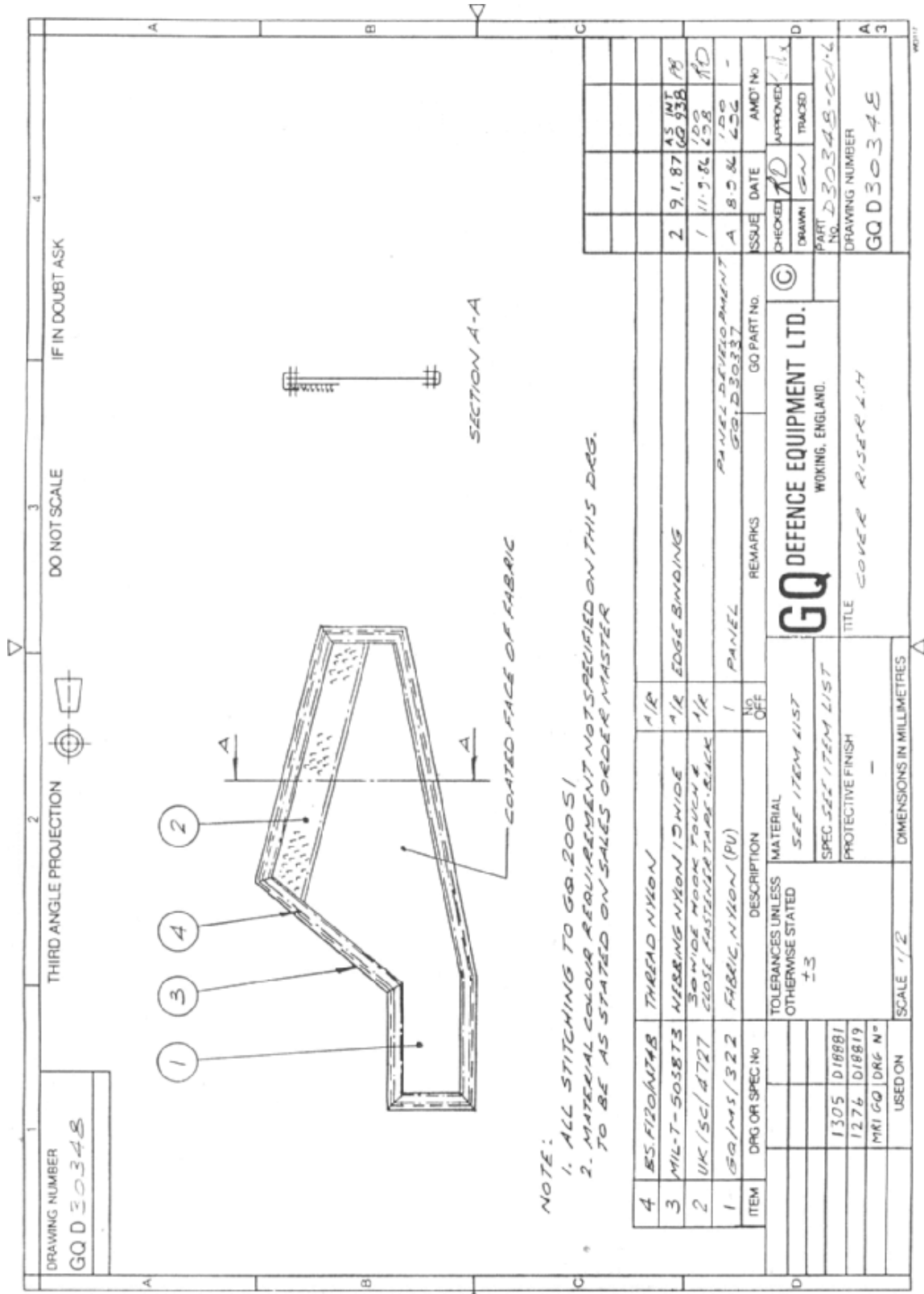




RIGGING ADVISORY CIRCULAR

Issue Date: 1 July 1988

RAC No. 418 Rev. A

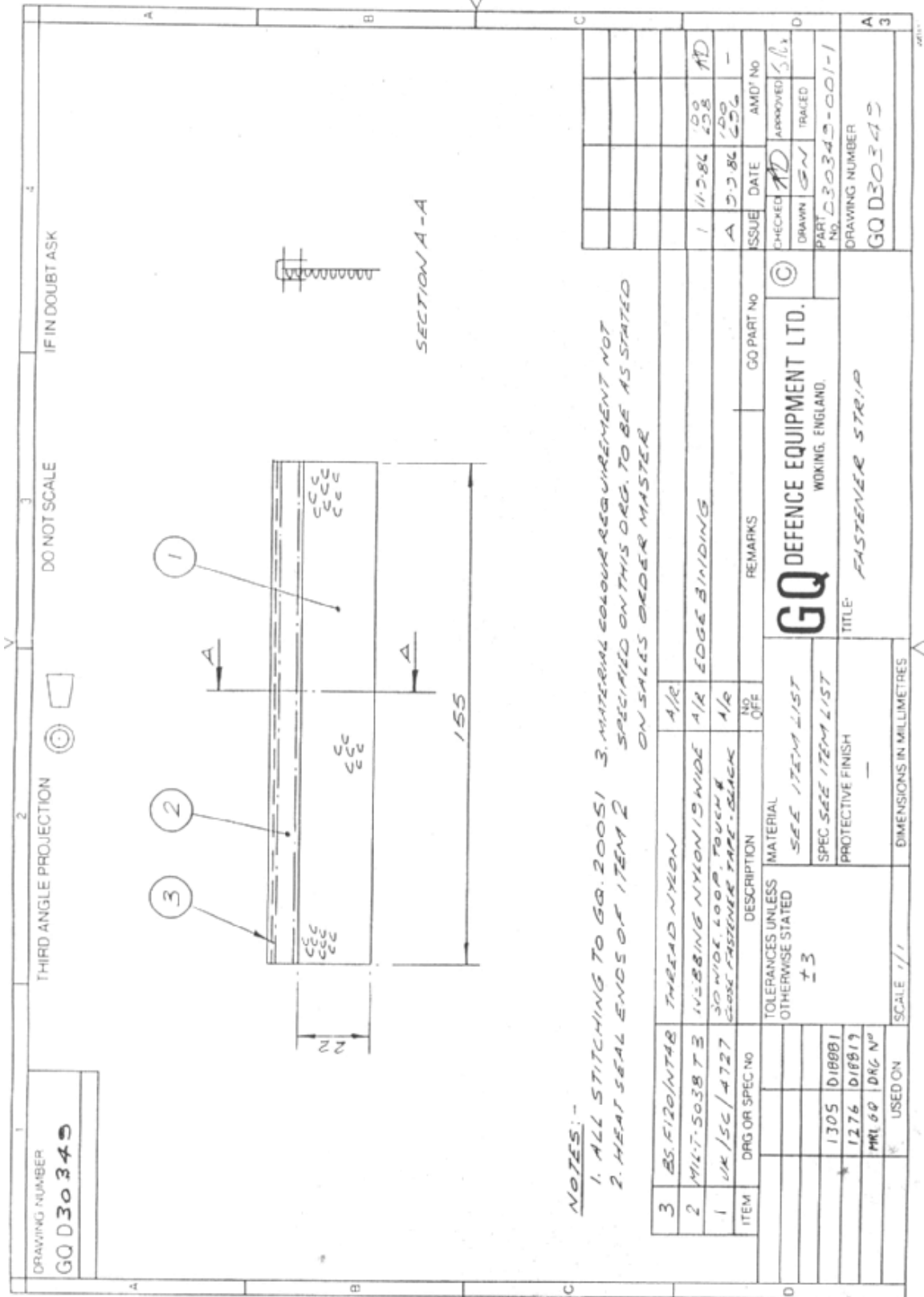




RIGGING ADVISORY CIRCULAR

Issue Date: 1 July 1988

RAC No. 418 Rev. A



NOTES:-
 1. ALL STITCHING TO GO. 200S1
 2. HEAT SEAL ENDS OF ITEM 2
 3. MATERIAL COLOUR REQUIREMENT NOT SPECIFIED ON THIS DRG. TO BE AS STATED ON SALES ORDER MASTER

ITEM	DRG OR SPEC NO	DESCRIPTION	NO. OFF	REMARKS	GO PART NO	CHECKED	DATE	AMDT NO	
3	BS. F120/NT48	THREAD NYLON	1/2			AD	1/12/86	100	
2	MIL-T-5038 T 3	NYLON 66 NYLON 19 WIDE	1/2	EDGE BINDING		AD	1/12/86	100	
1	UK/5C/4727	30 WIDE LOOP TIGHTEN CLOSE FASTENER TAPE - BLACK	1/2			AD	1/12/86	100	
		TOLERANCES UNLESS OTHERWISE STATED							
		± 3							
		MATERIAL							
		SEE ITEM LIST							
		SPEC SEE ITEM LIST							
		PROTECTIVE FINISH							
		-							
		DIMENSIONS IN MILLIMETRES							
		SCALE 1/1							
USED ON				GQ DEFENCE EQUIPMENT LTD. WOKING, ENGLAND.		DRAWN GN		APPROVED SL	
1305 D18881				TITLE: FASTENER STRIP		PART No. D30343-001-1		DRAWING NUMBER	
1276 D18817								GQ D30343	
MIL 00 DRG NO									