


Removal of Crystal Ball for Skyhook Mod



View of a standard Sigma RSL with the Crystal Ball.



To remove the crystal ball, first cut the short piece of 600lb dacron line connecting the Crystal Ball to the RSL shackle.



This picture shows the line after being cut.





Second, cut the remaining dacron line attaching the Crystal Ball to the RSL shackle.




This picture shows the crystal ball after it has been removed. Ensure that the RSL release tab remains intact.




Remove the velcro tab from the RSL. This tab is intended to hold the Crystal Ball in place.



These two pieces need to be removed for the Skyhook Mod.



Clean RSL of any loose threads.



Hook up RSL shackle back on riser.

