



Service Bulletin **SP03 – Adjustable Main Lift Web Harnesses**

Issued July 19, 2004

Subject:

Javelin Student and Student Odyssey with Adjustable Main Lift Webs.

Status:

Grounding, mandatory and effective immediately.

Identification:

Javelin Student and Student Odyssey with Adjustable Main Lift Webs. See Fig 1. TSO Label Identification as per - Part No 101 A-ADJ, B-ADJ or C-ADJ, see Fig 2. All dates of manufacture up to and including July 19, 2004 are affected.

Background:

During a recent incident involving a very hard opening of a main canopy the left side of a Javelin Student, Adjustable Main Lift Web separated. For safety reasons and due to the severe nature of this occurrence, Sun Path Products, Inc. is issuing this Grounding Notification.

Service Bulletin:

Effective immediately all Javelin Students and Student Odysseys described above must be grounded and subjected to a thorough and intensive inspection of the harness system.

Inspection of the harness/container system must be done by an FAA certified Master Parachute Rigger or foreign equivalent, or Sun Path Products, Inc.

The Inspector must accomplish the following:

- (a) Visually inspect the harness webbing and hardware to determine whether or not it is showing signs of abrasion, fraying, nicks, wear and tear or any other visible damage to any part of the webbing and or hardware damage that will degrade the strength of it.

(b) Refer to the attached pictures of webbing for grading the harness webbing. The grading is on a scale of 1 through 3, where 1 is “like new” and 3 is “damaged in need of repair or replacement”.

- “1” - Like New – see fig A.
- “2” – Minor Hook & Loop type abrasion. Minor abrasion from normal use similar to that of legstrap webbing through a friction adapter – see fig B.
- “3” – Any selvage damage at all to any harness webbing - see fig C.
Missing or broken harness stitching - see fig D.
Any loosening or stretching of the lower connection point webbing which would allow the friction adapter to rotate – see fig E1 & E2.
Any damaged hardware, sharp edges or other deformities that may be considered a cause for the damage in this grade level.

All findings must be recorded on a separate record (Harness Inspection Form) available from Sun Path Products, Inc. This form is available for download or completion on-line at www.sunpath.com, select the “Harness Replacement Form” from the SP03 Service Bulletin. This record must be submitted to Sun Path Products, Inc. prior to the harnesses being returned to service or requiring any replacement. On-line submission of the data is recommended.

- (c) If the finding of the inspection in paragraph (a) receives a grading of “1” or “2”, the Harness Inspection Record must be submitted to Sun Path Products, Inc. prior to the system being returned to service.
- (d) If the finding of the inspection in paragraph (a) receives a grading of “3”, the harness/container system is to be removed from service immediately. The Harness Inspection Record must be submitted to Sun Path Products, Inc. prior to the affected harness sections and /or hardware pieces being replaced and the system re-certified airworthy.
- (e) Harness components from certified materials, “prepped and ready for installation” will be available from Sun Path Products, Inc. for purchase.
- (f) If a harness requires replacement, Sun Path Products, Inc. requests that the Master Rigger notify the company of the replacement, using the “Harness Replacement Form” with the following details:

Serial Number of Harness/Container:
Description of work done:
Work carried out by (person):
Master Rigger Name:
Master Rigger Certificate Number and Seal Symbol:

This form is available for download or completion on-line on our website www.sunpath.com, select the “Harness Replacement Form” from the SP03 Service Bulletin. On-line submission of the data is recommended.

NOTE: **This Service Bulletin supercedes Sun Path Products, Inc. Service Bulletin SP02 dated July22, 2003.**

Compliance date:

Immediately prior to next use.

After initial compliance with this Service Bulletin, Inspections of the harness as per this bulletin are to coincide with each reserve repack.

Sun Path Products, Inc. encourages equipment owners to do frequent harness/container inspections while the equipment is in use.

Authority:

Derek Thomas

President

Tel: (813) 782-9242

Fax: (813) 788-3057

E-mail: sp03@sunpath.com

Address: 4439 Skydive Lane, Zephyrhills, FL 33542

Web: www.sunpath.com

Distribution List:

1. Sun Path Products, Inc. Website www.sunpath.com
2. All Sun Path Products, Inc Dealers.
3. PIA Technical and Rigging Committees.
4. IPC Technical Committee.
5. FAA Orlando MIDO
6. FAA Engineering Atlanta Ga.
7. FAA Chicago Il.
8. All Parachuting Publications.
9. National Aero Clubs, Parachuting Section
10. Military Parachute Organizations.



LRC - Left Ring Cover

Cheststrap

Reserve Ripcord Handle

Main Adjustable Lift Web - Left

Main Lift Web Adjuster under Cover Refer to Fig E1 below for Detail

Legstrap Left

Fig 1



Part Number

Fig 2




Fig A

Grade 1



Fig B

Grade 2





Fig C

Grade 3



Grade 3

Fig D



Fig E1

Grade 1- Hardware secured by webbing



Fig E2

Grade 3 - Hardware able to rotate and/or selvedge damaged



SERIAL #

HARNESS REPLACEMENT FORM

DATE: _____

MASTER RIGGER NAME: _____

MASTER RIGGER CERTIFICATE #: _____

WORK CARRIED OUT BY (person): _____

DROPZONE NAME: _____

TELEPHONE #: _____

E-MAIL: _____

DESCRIPTION OF WORK DONE:



SERIAL #

HARNES INSPECTION FORM

DATE: _____

MASTER RIGGER NAME: _____

MASTER RIGGER CERTIFICATE #: _____

WORK CARRIED OUT BY (person): _____

DROPZONE NAME: _____

TELEPHONE #: _____

E-MAIL: _____

INSPECTION RESULTS, CHECK ONE ONLY (SEE CRITERIA BELOW):

1. 2. 3.

- 1. -Like new
- 2. -Minor Hook & Loop type abrasion.
 - Minor abrasion from normal use, similar to that of legstrap webbing through a friction adapter.
- 3. -Any selvage damage at all to any harness webbing.
 - Missing or broken harness stitching
 - Any loosening or stretching of the lower connection point webbing which would allow the friction adapter to rotate.
 - Any damaged hardware that may be considered cause for damage in this grade level.